

Open Care Warmer  
Babyroo TN300

Care for newborns like never before



# Continually evolving care for newborns

10%

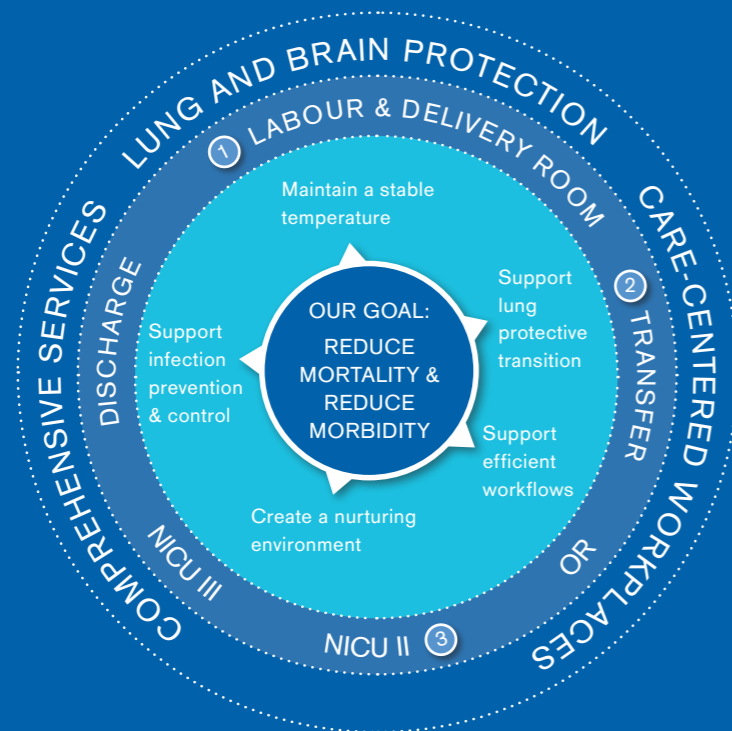
of all babies worldwide are born prematurely and need dedicated care.<sup>1</sup>

Although most newly born infants successfully transition from intrauterine to extrauterine life without special help, a significantly increasing number will require some degree of resuscitation.<sup>2</sup>

Preterm infants are especially at increased risk of morbidity and mortality because of the immaturity of their body systems, specifically, the lungs and the developing brain. The prevalence of complications,

such as bronchopulmonary dysplasia, retinopathy of prematurity, severe intraventricular haemorrhage, and periventricular leukomalacia have not changed substantially over the last years.<sup>3-5</sup> Moreover, these infants continue to be at risk of adverse neurodevelopmental sequelae.<sup>6</sup> Labour and delivery room practices during the first minutes of life have a great potential to improve these outcomes.<sup>7</sup>

OUR GOAL IS TO HELP YOU ADDRESS THESE CHALLENGES ALONG THE BABY'S PATHWAY



**1 DELIVERY ROOM MANAGEMENT**

- Preventing hypothermia
- Stabilising of breathing (oxygenation, ventilation)
- Stabilising of infant condition

**2 INTRA HOSPITAL TRANSFER**

- Need for further treatment in NICU
- Keep body temperature stable
- Smooth transfer (same bed) to limit risk of moving patient and intraventricular haemorrhage (IVH)

**3 MANAGEMENT IN THE NICU**

- Further live support
- Growth and development
- Family-centered care

## Improving Acute Care With Babyroo® TN300

From the labour & delivery room to the neonatal intensive care unit to the final discharge, our open care warmer Babyroo® TN300 is scalable to use in a variety of hospital environments along the patient pathway.

Babyroo® comes with state-of-the-art thermoregulation capabilities to avoid cold and heat stress of the newborn. Further integrated technologies support emergency resuscitation while meeting guidelines.

We designed Babyroo® to give staff the access they need for regular care, emergencies and surgeries while also supporting family-centred care with a range of tools. Our comprehensive services support you in increasing your device uptime and in managing your lifecycle costs.








# Maintaining temperature at all times



A decline in body temperature of 1 degree after birth increases mortality rates by 28%.<sup>8</sup>




## Avoiding cold or heat stress

Newborns are at increased risk of hypothermia owing to their high surface area to volume ratio and the increased evaporative heat losses from the skin, which is associated with increased morbidity and mortality. The goal is to reduce hypothermia and to prevent cold stress right after birth and along the whole patient pathway. Reducing this stress actively supports the patient to grow faster and gain weight. Therefore, our Babyroo supports you to monitor and to keep the infant's temperature within normal limits.

## Ensure stable temperature from birth to discharge

- Prewarm function allows fast warming when the newborn arrives
- Two combined heat sources for fast warming ramp-up and minimal heat loss
- Heated gel mattress that works in combination with warmer to maintain desired temperatures
- Uniform heat distribution to the entire mattress surface even when the bed is tilted
- Skin Mode helps to maintain a constant temperature



## Detect thermal stress at an early stage

- Central and peripheral temperature monitoring for optimal device settings and early indication of thermal stress



# Support lung protective transition



Approximately 10% of newborns require some assistance to begin breathing at birth. Less than 1% require extensive resuscitation measures.<sup>9</sup>

## Improve your airway management in the labour & delivery room

Resuscitation of a newborn infant in a hectic situation bears the risk of insufficient or overinflation of fragile lungs but it is critical when it comes to reducing mortality, morbidity. Our goal is to reduce the number of respiratory complications that impact poor long-term outcome and preventable deaths. The respiratory support interface of our Babyroo therefore requires minimal set-up, helps you standardise your protocols and meet resuscitation guidelines to protect the infant and to ease your workflows.

## Provide safe and effective resuscitation

- The respiratory support interface requires minimal set up and helps you standardise your protocols and meet resuscitation guidelines
- Allows manual bagging and T-piece resuscitation
- T-piece allows consistent CPAP and PEEP along with a fixed inspiratory pressure for precise control of respiratory support

## Deliver the right breath rates

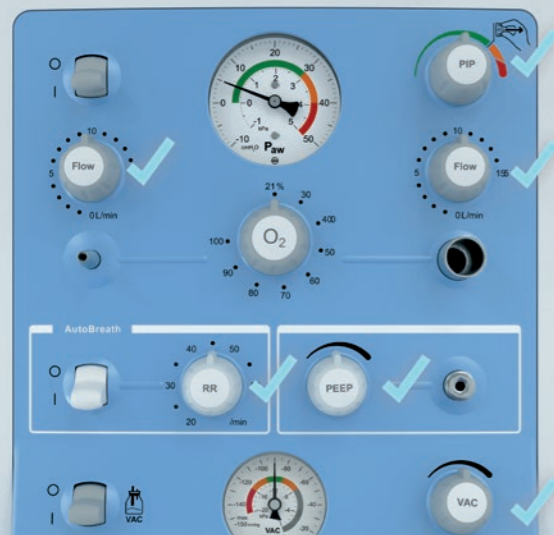
- Smooth transition from T-piece to AutoBreath<sup>®</sup> resuscitation with one circuit
- AutoBreath<sup>®</sup> automatically delivers the desired levels of  $\text{FiO}_2$ , flow, max pressure, rate, and PEEP, freeing up the clinician's hands

## 12 o'clock concept for more safety

- The 12 o'clock position of the parameter controls on the resuscitation module indicates a typical setting value
- The 12 o'clock concept of the resuscitation module helps to follow recommended NRP/ILCOR guidelines and standardises resuscitation protocols across the perinatal care area

## Monitor patient status & optimise settings

- $\text{SpO}_2$  and Pulse Rate measurement helps you optimise resuscitation settings





# Create a nurturing environment



Family-centred developmental care and early skin-to-skin contact support infant physiology, transition to extra-uterine life as well as clinical stabilisation.<sup>10-12</sup>

## Early experiences matter

An environment which is quiet and serene encourages parents to bond with their babies and supports developing senses.

Skin-to-skin contact (Kangaroo Care) is recommended by all major organisations responsible for the well-being of newly born infants, including The World Health Organization (WHO)<sup>13</sup>, the American Academy of Pediatrics (AAP)<sup>14</sup>, the Academy of Breastfeeding Medicine (ABM)<sup>15</sup>, and the Neonatal Resuscitation Program (NRP)<sup>16</sup>.

## Implement Kangaroo Care practices right after birth

- Kangaroo Mode allows alarm limits to be adjusted to minimise disturbances while the parents provide skin-to-skin care
- Personalised screen with icon and patient name makes parents feel welcome
- Due to its variable height adjustment, caregiver and parent have easy access to the newborn

## Protect the baby's brain from negative stimuli

- Minimal handling of the baby due to integrated scale and pass-through X-ray tray
- Low operational noise level





# We support efficient workflows

## Developed with staff, patient and parents in mind

Technologies of a neonatal workplace should work seamlessly together to make it as easy, intuitive and ergonomic for you to care for the infant – in order to ideally avoid human errors, to ease workflows and allow good accessibility for staff and parents.

Our Babyroo is designed to give you the access you need for regular care, emergencies and surgeries in the delivery room and OR while still being fully equipped to provide a developmental friendly environment your babies need in the NICU.

## Create efficient workstations

- Ergonomic workstation design with storage and mounting options
- Easy to integrate Dräger solutions for an all-in-one-workplace with: warming therapy, resuscitation, ventilation, jaundice solutions, and monitoring
- Individualised workstations to meet staff's needs through features like variable height adjustment



## Ease your workflows

- Configurable views for the NICU, labour and delivery room that display vital parameters
- Bed tilt indicator to consistently follow hospital protocols for feeding and treatment
- Integrated scale and pass-through X-ray tray for minimal handling of the infant

## Access your patient quickly

- Large mattress with foldable side walls for quick access to the baby







### Designed with infection prevention in mind

We understand that premature babies are especially vulnerable to infection due to their weak immune systems. That's why our neonatal care solutions are designed with hygiene in mind.

The design of our Babyroo supports an easy cleaning and disinfection process. With our growing range of disposable accessories and consumables we support the prevention of cross contaminations.

### Make it as easy and safe for users

- Compact heater minimises the need to adjust or even to touch the device
- Smooth and plain surfaces with no hidden gaps or hard edges, plus limited assembly pieces makes it easy to clean
- Validated for hygienic reprocessing
- Designed with robust materials to withstand hygienic reprocessing without degradation

# Conduct safe & easy transfers



Changing the environment of the transported infant can cause stress for both the patient and staff. It could also include various risks such as infections, temperature instability, lack in monitoring or unstable ventilation which can lead to poorer outcomes of the infant.

# Break the chain of infections

### Overcome the various challenges during intra-hospital transfers

Intra-hospital transfers of fragile infants pose significant challenges and complication risks. That goes along with various risks such as infections, temperature instability, lack in monitoring or unstable ventilation that can lead to poorer outcomes of the infant.

Our Babyroo and further products – from ventilation to monitoring – support a smooth intra-hospital transfer in only one device to keep the infant in a stable environment.

### Less stress during intra-hospital transfer

- Minimal steps to quickly disconnect and start intra-hospital transfers
- Easy manoeuvrability with large castors and handles for smooth intrahospital transfers
- Convenient transfer of data using a USB stick



### Accessories that support infection prevention

- Disposable accessory solutions for maximum infection prevention
- Our accessories fulfill the latest biocompatibility standards



### Keep infant's environment stable

- Bed canopy and heated gel mattress help to maintain stable temperatures during transfers
- Continue monitoring & therapy
- Pick-and-go with our monitors for continuous monitoring from the labour & delivery room to the NICU
- Comes with provisions to attach dedicated neonatal ventilator Dräger Babylog
- The resuscitation module can be used without the need for electricity

D-3314-2018

D-43956-2021

D-15074-2019

# Dräger Services

that go **beyond**  
repairing equipment



## Product Services

Your medical equipment performs at its best when correctly calibrated and regularly maintained by original manufacturer service.

TotalCare: Budget security on maintenance and repair.

PreventiveCare: Avoid unexpected failures in advance.

InspectionCare: Ensure secure operation of your devices.

ExtendedCare: Coverage beyond the standard warranty period.



## System Services

Maintain high system performance and benefit from well-integrated monitoring and IT solutions that enhance your operational efficiency and provide increased transparency through our digital services.



## Training

Sessions are related to your daily work environment and are built around a practical approach, which helps participants to quickly transfer their knowledge to real-life situations.



## Consultancy Services

Starting with an exact analysis of the current situation, we deliver comprehensive insights and concepts to improve the situation in your care unit.



## Project Management

Managing the project at your hospital. Installation, testing, commissioning and handover with minimal interruption of your care unit.



## Multivendor Services

Make servicing your devices simple with a comprehensive service agreement. This not only includes device maintenance, but optimized process management and reinvestment planning.



## Finance Services

Various options to help you meet your needs and implement your investment project. Whether it's pay-per-use, short- or long-term financing.

# Scalability

along the baby's pathway

Babyroo can be configured according to your needs and use environment: for the labour and delivery room for primary care, for intrahospital transfers to the NICU for intensive care.

## RESUSCITATION MODULE VARIANTS



No resuscitation module



Resuscitation module with gas mixer only



Resuscitation module with gas mixer and AutoBreath®

## ACCESSORIES



Range of accessories like masks and circuits for term and preterm infants



Accessories for SPO<sub>2</sub> and pulse rate measurement



Accessories, like our heated gel mattress, for thermo regulation and monitoring



Developmental care equipment like our cuddly toy Roo

## EXTENDED PORTFOLIO



Dräger Babylog VN800/600  
Dedicated neonatal ventilator



Dräger Billilux  
LED-phototherapy light



Dräger JM-105  
Non-invasive jaundice meter



Dräger VarioLux  
Examination light



## REFERENCES

1. Website WHO organisation. <https://www.who.int/news-room/fact-sheets/detail/preterm-birth>
2. Kattwinkel J, Perlman JM, Aziz K, Colby C, Fairchild K, Gallagher J, Hazinski MF, Halamek LP, Kumar P, Little G, McGowan JE, Nightengale B, Ramirez MM, Ringer S, Simon WM, Weiner GM, Wyckoff M, Zaichkin J. Part 15: neonatal resuscitation: 2010 American Heart Association Guidelines for Cardiopulmonary Resuscitation and Emergency Cardiovascular Care. *Circulation*. 2010;122(suppl 3):S909–S919. doi: 10.1161/CIRCULATIONAHA.110.971119.
3. Stoll BJ, Hansen NI, Bell EF, et al. Neonatal outcomes of extremely preterm infants from the NICHD Neonatal Research Network. *Pediatrics*. 2010;126(3):443–456.
4. Fanaroff AA, Stoll BJ, Wright LL, et al. Trends in neonatal morbidity and mortality for very low birthweight infants. *Am J Obstet Gynecol*. 2007;196(2):147. e1–e8.
5. Landmann E, Misselwitz B, Steiss JO, Gortner L. Mortality and morbidity of neonates born at ,26 weeks of gestation (1998–2003). A population-based study. *J Perinat Med*. 2008;36(2):168–174.
6. Tyson JE, Parikh NA, Langer J, Green C, Higgins RD. Intensive care for extreme prematurity – moving beyond gestational age. *N Engl J Med*. 2008;358(16):1672–1681.
7. Vento M, Cheung PY, Aguar M. The first golden minutes of the extremely-low-gestational-age neonate: a gentle approach. *Neonatology*. 2009;95(4):286–298.
8. Lupton A. R., Salhab W., and Bhaskar B., “Admission Temperature of Low Birth Weight Infants: Predictors and Associated Morbidities,” *Pediatrics*, vol. 119, no. 3, pp. e643–e649, 2007.
9. Wyllie J, Perlman JM, Kattwinkel J, Atkins DL, Chameides L, Goldsmith JP, Guinsburg R, Hazinski MF, Morley C, Richmond S, Simon WM, Singhal N, Szyld E, Tamura M, Velaphi S, Neonatal Resuscitation Chapter Collaborators Part 11: neonatal resuscitation: 2010 international consensus on cardiopulmonary resuscitation and emergency cardiovascular care science with treatment recommendations. *Resuscitation*. 2010;81 Suppl 1:e260–e287.
10. Conde-Agudelo A, Belizán JM, Diaz-Rossello J. Kangaroo mother care to reduce morbidity and mortality in low birthweight infants. *Cochrane Database Syst Rev*. 2011 Mar 16;(3):CD002771.
11. Moore ER, Anderson GC, Bergman N, Dowswell T. Early skin-to-skin contact for mothers and their healthy newborn infants. *Cochrane Database Syst Rev*. 2012 May 16;(5):CD003519.
12. Bergman NJ, Linley LL, Fawcus SR. Randomized controlled trial of skin-to-skin contact from birth versus conventional incubator for physiological stabilization in 1200- to 2199-gram newborns. *Acta Paediatr Oslo Nor* 1992. 2004 Jun;93(6):779–85.
13. Early Initiation of Breastfeeding to Promote Exclusive Breastfeeding. (2019, February 11) Retrieved from [https://www.who.int/elena/titles/early\\_breastfeeding/en/](https://www.who.int/elena/titles/early_breastfeeding/en/)
14. Baley J, ; Committee on Fetus and Newborn. Skin-to-skin care for term and preterm infants in the neonatal ICU. *Pediatrics*. 2015;136(3):596–599pmid:26324876. [https://pediatrics.aappublications.org/content/136/3/596?i-jkey=6824634b0c6fe7a2c16f7262c55c041a39db0f47&keytype=tf\\_ipsecsha](https://pediatrics.aappublications.org/content/136/3/596?i-jkey=6824634b0c6fe7a2c16f7262c55c041a39db0f47&keytype=tf_ipsecsha)
15. Academy of Breastfeeding Medicine Protocol Committee. ABM clinical protocol #5: peripartum breastfeeding management for the healthy mother and infant at term revision, June 2008. *Breastfeed Med*. 2008;30:129–132.
16. Zaichkin J, Weiner GM. Neonatal Resuscitation Program (NRP): new science, new strategies. *Neonatal Network*. 2011;30:5–13.

### CORPORATE HEADQUARTERS

Drägerwerk AG & Co. KGaA  
Moislinger Allee 53–55  
23558 Lübeck, Germany

[www.draeger.com](http://www.draeger.com)

### Manufacturer:

Draeger Medical Systems, Inc.  
3135 Quarry Road  
Telford, PA 18969, USA

### REGION EUROPE

Drägerwerk AG & Co. KGaA  
Moislinger Allee 53–55  
23558 Lübeck, Germany  
Tel +49 451 882 0  
Fax +49 451 882 2080  
[info@draeger.com](mailto:info@draeger.com)

### REGION MIDDLE EAST, AFRICA

Drägerwerk AG & Co. KGaA  
Branch Office  
P.O. Box 505108  
Dubai, United Arab Emirates  
Tel +971 4 4294 600  
Fax +971 4 4294 699  
[contactuae@draeger.com](mailto:contactuae@draeger.com)

### REGION ASIA PACIFIC

Draeger Singapore Pte. Ltd.  
61 Science Park Road  
The Galen #04-01  
Singapore 117525  
Tel +65 6872 9288  
Fax +65 6259 0398  
[asia.pacific@draeger.com](mailto:asia.pacific@draeger.com)

### REGION CENTRAL

#### AND SOUTH AMERICA

Dräger Indústria e Comércio Ltda.  
Al. Pucurui - 51 - Tamboré  
06460-100 - Barueri - São Paulo  
Tel. +55 (11) 4689-4900  
[relacionamento@draeger.com](mailto:relacionamento@draeger.com)

Locate your Regional Sales  
Representative at:  
[www.draeger.com/contact](http://www.draeger.com/contact)

