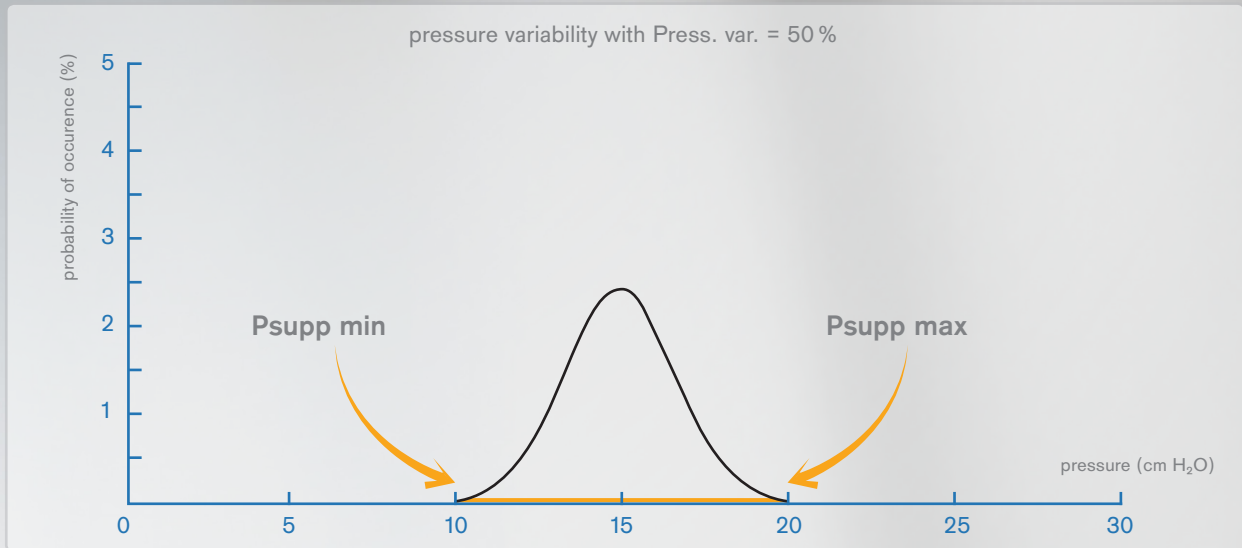


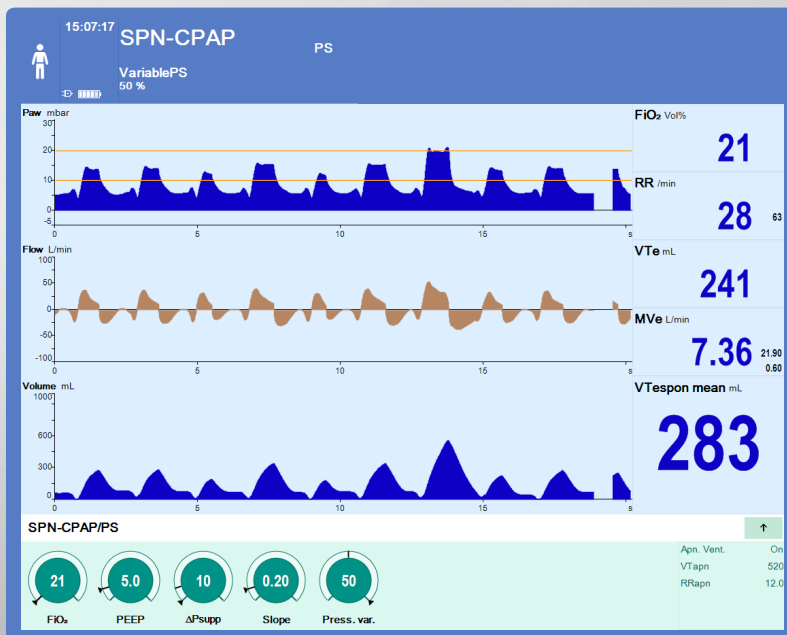
# Pressure support variability 50 %

Pressure variability 50 % means mid probability of occurrence of set  $\Delta PS$  resp.  $P_{supp}$ . Settings for PEEP and set  $\Delta PS$  remain the same. For example, a set pressure support of 10 cm H<sub>2</sub>O and a variance of 50 % provides for a minimum pressure support of 5 cm H<sub>2</sub>O and a maximum pressure support of 15 cm H<sub>2</sub>O. The PEEP remains at 5 cm H<sub>2</sub>O, this results in a mean  $P_{supp}$  of 15 cm H<sub>2</sub>O.

Check the images below!



The pressure will be calculated according to the Gaussian distribution (here: variability 50%)



SETTINGS	
PEEP	5 cm H <sub>2</sub> O
$\Delta PS$	10 cm H <sub>2</sub> O
i.e.: $P_{supp}$	15 cm H <sub>2</sub> O
Press. var.:	50 %

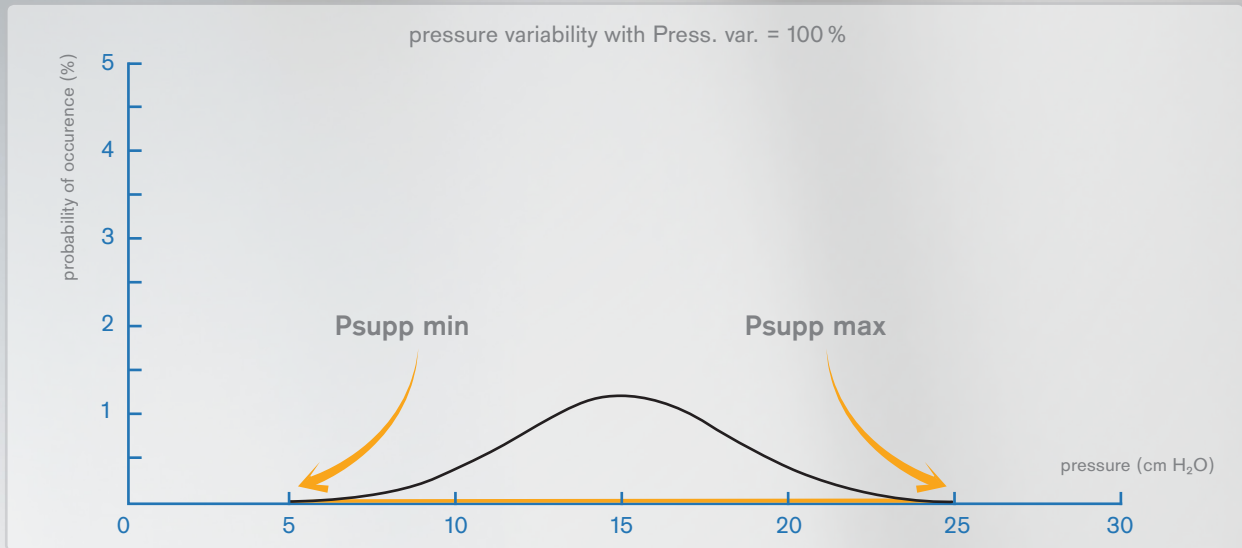
RESULTS	
$\Delta PS_{min}$	5.0 cm H <sub>2</sub> O
$\Delta PS_{max}$	15.0 cm H <sub>2</sub> O
$P_{supp\_mean}$	15.0 cm H <sub>2</sub> O
$P_{supp\_min}$	10.0 cm H <sub>2</sub> O
$P_{supp\_max}$	20.0 cm H <sub>2</sub> O

Screen for SPN-CPAP/PS with activated Variable Pressure Support of 50 %

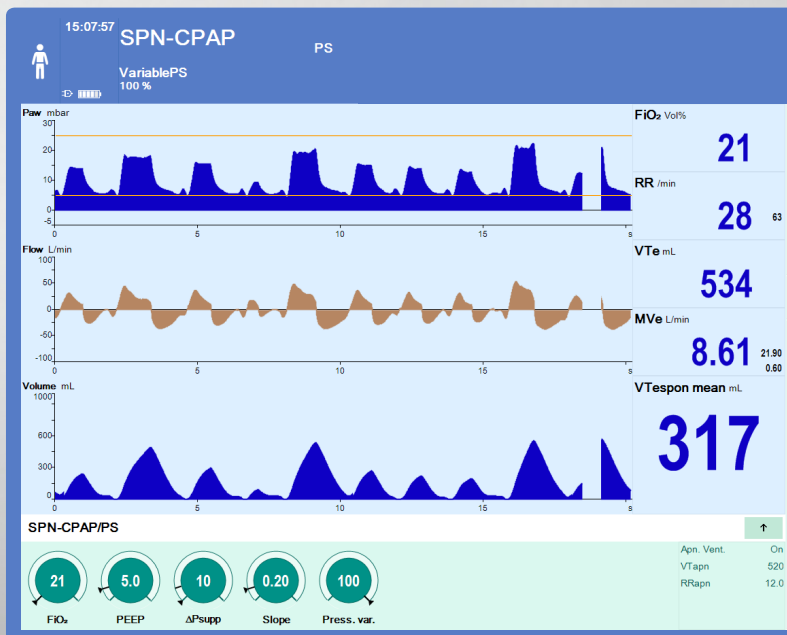
# Pressure support variability 100 %

Pressure variability 100 % means low probability of occurrence of set  $\Delta PS$  resp.  $P_{supp}$ . Settings for PEEP and set  $\Delta PS$  remain the same. For example, a set pressure support of 10 cm H<sub>2</sub>O and a variance of 100 % provides for a minimum pressure support of 0 cm H<sub>2</sub>O and a maximum pressure support of 20 cm H<sub>2</sub>O. The PEEP remains at 5 cm H<sub>2</sub>O, this results in a mean  $P_{supp}$  of 15 cm H<sub>2</sub>O.

Check the images below!



The pressure will be calculated according to the Gaussian distribution (here: variability 100 %)



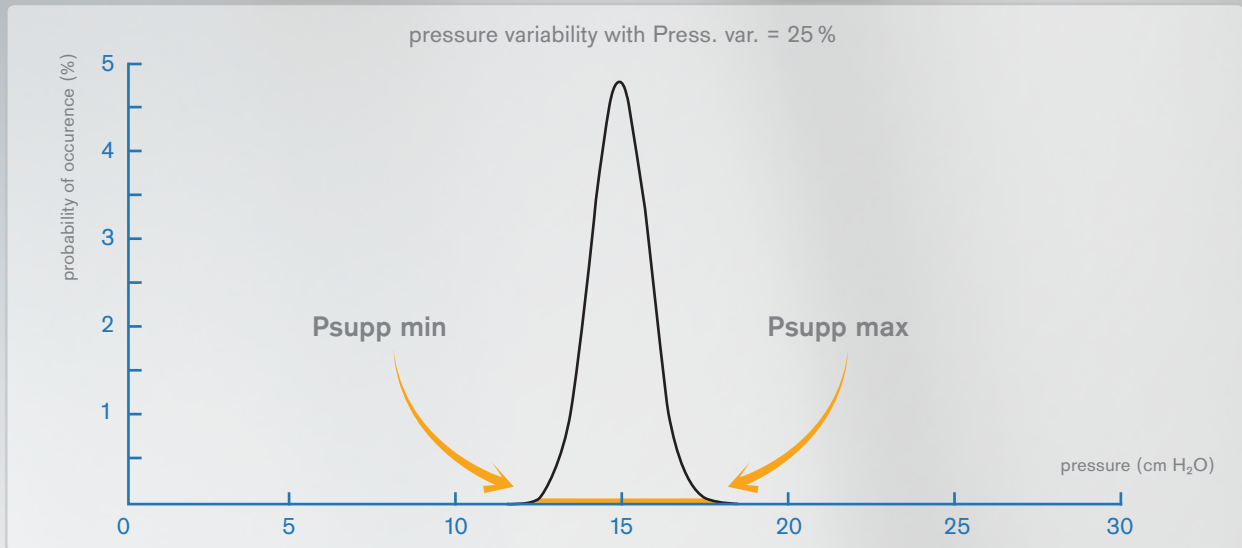
SETTINGS	
PEEP	5 cm H <sub>2</sub> O
$\Delta PS$	10 cm H <sub>2</sub> O
i.e.: $P_{supp}$	15 cm H <sub>2</sub> O
Press. var.:	100 %
RESULTS	
$\Delta PS_{min}$	0.0 cm H <sub>2</sub> O
$\Delta PS_{max}$	20.0 cm H <sub>2</sub> O
$P_{supp\_mean}$	15.0 cm H <sub>2</sub> O
$P_{supp\_min}$	5.0 cm H <sub>2</sub> O
$P_{supp\_max}$	25.0 cm H <sub>2</sub> O

Screen for SPN-CPAP/PS with activated Variable Pressure Support of 100 %

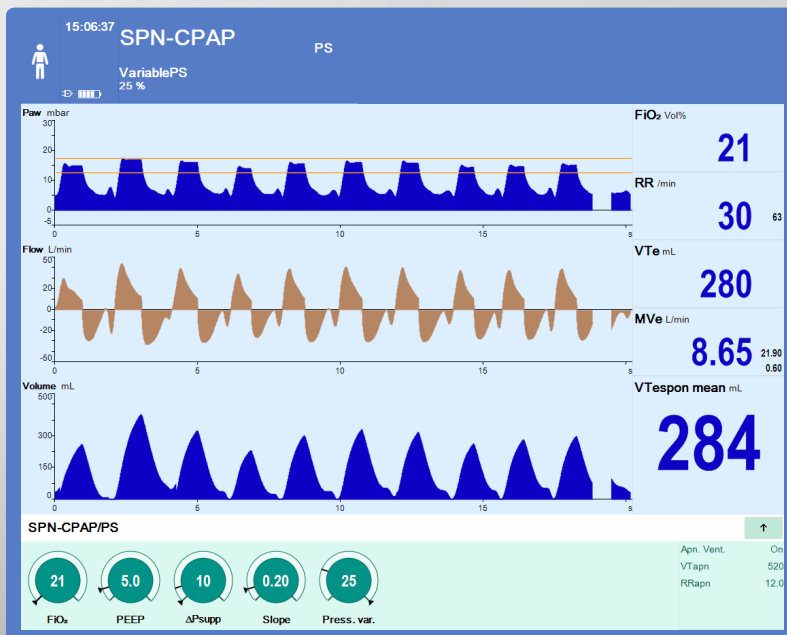
# Pressure support variability 25 %

Pressure variability 25 % means high probability of occurrence of set  $\Delta PS$  resp.  $P_{supp}$ . Settings for PEEP and set  $\Delta PS$  remain the same. For example, a set pressure support of 10 cm H<sub>2</sub>O and a variance of 25 % provides for a minimum pressure support of 7.5 cm H<sub>2</sub>O and a maximum pressure support of 12.5 cm H<sub>2</sub>O. The PEEP remains at 5 cm H<sub>2</sub>O, this results in a mean  $P_{supp}$  of 15 cm H<sub>2</sub>O.

Check the images below!



The pressure will be calculated according to the Gaussian distribution (here: variability 25 %)



SETTINGS	
PEEP	5 cm H <sub>2</sub> O
$\Delta PS$	10 cm H <sub>2</sub> O
i.e.: $P_{supp}$	15 cm H <sub>2</sub> O
Press. var.:	25 %
RESULTS	
$\Delta PS_{min}$	7.5 cm H <sub>2</sub> O
$\Delta PS_{max}$	12.5 cm H <sub>2</sub> O
$P_{supp\_mean}$	15.0 cm H <sub>2</sub> O
$P_{supp\_min}$	12.5 cm H <sub>2</sub> O
$P_{supp\_max}$	17.5 cm H <sub>2</sub> O

Screen for SPN-CPAP/PS with activated Variable Pressure Support of 25 %