

Infinity® Acute Care System Patient Monitoring Solution

Transform your clinical workflow with Infinity® Acute Care System. Its multiparameter monitor integrates with its networked medical-grade workstation, giving you real-time vital signs, access to clinical hospital systems and data management applications for a comprehensive range of patient information and powerful analysis tools at the point-of-care.

Infinity® P2500
Networking hub and power supply for the M540 monitor and Medical Cockpit.

Infinity® Medical Cockpit
Medical-grade display—available in two sizes—presents measured parameters generated by the Infinity M540 monitor along with data from networked applications and hospital systems.

Infinity® M500
Docking station stores care area profile settings for the M540 monitor and charges the monitor's internal battery for patient transport.

Infinity® M540
Multiparameter monitor displays real-time patient data and moves seamlessly from bedside to transport. Its auto-flip screen adapts for proper visual orientation.

Benefits

Continuous surveillance without interruption

Connect the Infinity M540 monitor to the monitoring network through the wired docking station at the patient bedside. Remove it from the docking station to transport, and the M540 transmits data wirelessly to the monitoring network, where it can be accessed with an Infinity CentralStation (optional).

When the monitor is docked in a new location, it retrieves recorded data from the previous Medical Cockpit, including up to 96 hours of continuous trends, and backfills the present cockpit with data collected during transport.

One monitoring platform for the entire hospital

A single scalable Infinity M540 monitor follows a patient over the entire care pathway, from admittance to discharge. Activate parameters, as needed, by connecting MPod and MCable measurement modules. Discontinue parameters, by disconnecting modules as the patient's condition improves and those measurements are no longer required.

System interoperability

Observe lung recruitment and review trends in respiration and physiological responses to therapies by integrating a Dräger ventilator with the Infinity Acute Care System. Display respiratory information alongside hemodynamic data on the Medical Cockpit.

In the OR, Infinity Acute Care System complements the anesthesia workstation, adding real-time vital sign monitoring and access to the patient EMR, in addition to networked and web-based applications.

Decision-making support

Compile comprehensive clinical information at the point-of-care and use the system's analysis tool to assess the impact of therapies and medications. The IT capabilities of the Medical Cockpit enable you to retrieve data from Dräger information systems.

Use Internet Explorer® 11 Web browser with its HTML5 functionality and the system's IT tabs to configure inputs for analysis. Split-screen capability allows you to display real-time monitoring data alongside information collected from hospital systems and intranet applications. Run web-based applications utilizing the Medical Cockpit's Citrix® capabilities.

Pre-configured and customizable Medical Cockpit screens

Choose up to eight pre-configured views and customize as many as eight additional views on the Medical Cockpit to harmonize your workflow. Adapt alarm limits and parameter settings to the clinical needs of the care unit's patient population. Keep real-time measurements visible, while using half the screen for reviewing trends and event data from the network or integrated devices with the Cockpit's split-screen function.

Benefits

Storage of trends, events and alarms

Access up to 96 hours of trends through the Medical Cockpit, and up to 72 hours on the Infinity M540. Trends and events gathered during transport are automatically available in tabular and graphical formats at the cockpit upon arrival.

See significant incidents in the patient's care history. The system stores up to 150 events, including alarms for all monitored parameters, and displays them in 20-second strips.

System Components



Infinity® M540

Streamline workflows with a monitor that goes from bedside to transport in the push of a button. Leave cables and modules attached to your patient and continue monitoring parameters and alarms in real time, while recording data during travel. Use the Infinity M540 as a standalone monitor, or integrate it with hospital IT to access clinical information systems and data analysis applications.



Infinity M500 Docking Station

Compact docking station charges the M540's built-in battery and makes data collected by the M540 accessible to the Infinity Medical Cockpit, when part of the Infinity Acute Care System monitoring.

System Components



D-57031-2014

Infinity C700/C500 Medical Cockpit

Bringing relevant clinical data to the point of care, the Infinity C700/C500 Medical Cockpit is the central display component of the Infinity Acute Care System



D-1195-2009

Infinity® Gateway Suite Server Software

Infinity Gateway is an open standards based suite of software that enables seamless integration between the Infinity Network and the existing IT infrastructure. The suite is comprised of applications, interfaces and data access tools that facilitate the exchange of patient information between your Infinity Network and other hospital systems.



D-19770-2009

Infinity P2500

The Infinity P2500 is the dedicated power source and networking hub for the Infinity M540 patient monitor and Infinity Medical Cockpit of the Infinity Acute Care System. The P2500 can also connect networked devices to the hospital's alarm output (staff alert) system.

Accessories



D-7685-2010

MonoLead® ECG Lead-Wire Set

Frustrating tangles. Lost time. Patient discomfort. Managing the “spaghetti” that results from traditional ECG lead wires is a tedious, time-consuming distraction that takes focus away from your patient. As you attach the cables, you need to untangle and route the wires. Until now. With MonoLeads you spend more time with your patients and less time with wires.



D-19899-2009

Infinity® MPod®-Quad Hemo

There is a simple, uncluttered way to manage invasive pressures at the bedside. The Infinity® MPod®-Quad Hemo integrates up to four invasive pressures, cardiac output (C.O.), pulmonary wedge pressure (PWP) and temperature into a single, smart hemodynamic device.



D-19897-2009

Infinity® MCable®-Dual Hemo

Infinity® MCable®-Dual Hemo provides a consolidated place for management of up to two invasive blood pressures.



D-19702-2009

Infinity® MCable®-Masimo SET®

Infinity® MCable®-Masimo SET® provides accurate and reliable pulseoximetry in virtually all clinical conditions. It performs even in low perfusion and reads through motion as well as helps to reduce false alarms. The Masimo SET supports adult, pediatric and neonatal patients.

Accessories



Infinity® MCable®-Masimo rainbow SET®

Bring the advantages of Masimo's rainbow® Signal Extraction Technology (SET®) to the Infinity M540 monitor – both at the bedside and on transport in the hospital.



D-19703-2009

Infinity MCable - Nellcor™ OxiMax

Enables Nellcor™ OxiMax SpO₂ algorithm. The Nellcor™ OxiMax MCable connects the Dräger Infinity M540 multi-parameter patient monitor to Nellcor™ SpO₂ sensors with OxiMax technology and provides continuous, noninvasive monitoring of functional oxygen saturation of arterial hemoglobin (SpO₂) and pulse.



Infinity® MCable®-Mainstream CO₂

Infinity® MCable®-Mainstream CO₂ provides measurements of CO₂ in mainstream.



D-2422-2016

Infinity® MCable®-Microstream® CO₂

With Infinity® MCable®-Microstream® CO₂, measuring the presence of carbon dioxide helps you detect changes in your patient's ventilatory status to pre-empt possible respiratory depression. You'll see continuous waveforms and readings for end-tidal CO₂ concentration, inspiratory CO₂ concentration and respiratory rate on the patient's Infinity M540 monitor.

Accessories



D-19896-2009

Infinity® MCable®-Analog/Sync

Exports Analog Output data (ECG or ART) or QRS Synchronization data (ECG) parameter signals to an external device.



D-19704-2009

Infinity® MCable®-Nurse Call

Allows connection of either the M540 or the IACS to a hospital alarm output system. Active life-threatening or serious alarms at the bedside are then sent out to the hospital's alarm output system.

Related Products



D-71806-2012

Infinity® CentralStation Wide

To deliver quality care, you need to have constant surveillance over your patient's vital information and be alerted to any change in their condition. The Infinity® CentralStation Wide enables you to be constantly connected with your patient's status – enabling rapid assessment, decision support and clinical reporting.

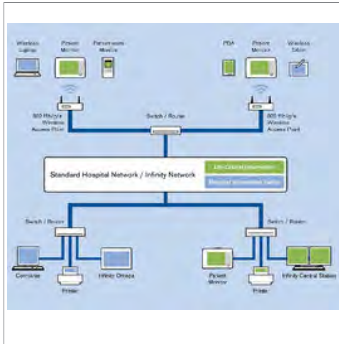
Related Products



D-19731-2009

Infinity® M300

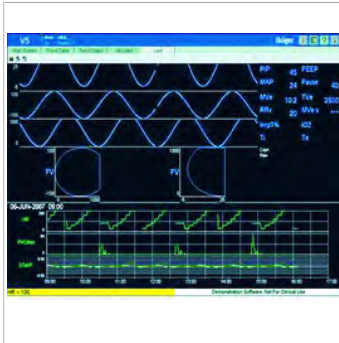
Using the hospital's existing Wi-Fi® network the innovative Infinity® M300 patient-worn monitor provides the performance of a full-size patient monitor, packaged in a patient-worn telemetry device for adult and pediatric patients. Built-in ACE® (Arrhythmia Classification Expert) and pacer detection algorithms enhance ECG processing and help to reduce false alarms.



onenet_diagram_graphic

Infinity® OneNet

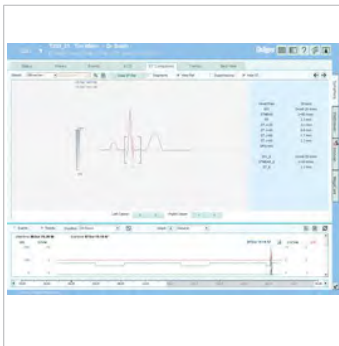
Lets you run patient monitoring data on your existing hospital network.



D-1195-2009

Infinity® Gateway Suite Server Software

Infinity Gateway is an open standards based suite of software that enables seamless integration between the Infinity Network and the existing IT infrastructure. The suite is comprised of applications, interfaces and data access tools that facilitate the exchange of patient information between your Infinity Network and other hospital systems.




D-1190-2009

Infinity® Symphony Suite

Now you can be away from your patients – without being out of touch with their vital information. With Infinity Symphony Suite, you can remotely access information stored on the Infinity CentralStation, such as Full Disclosure, Event Disclosure and patient trend data.

Related Products



MT-2077-2008

Innovian® Solution Suite

Innovian Solution Suite is a web-based solution that supports clinical workflow across the perioperative and critical care environments. Tightly integrated with Dräger monitoring, ventilation and anesthesia solutions, Innovian simplifies patient documentation, supports clinical decision making, and provides data access anywhere over the hospital network.



D-42446-2015

TOFscan®

TOFscan® is a nerve stimulator module for the measurement of neuromuscular transmission, via accelerometry. It provides an easy, accurate way for measurement of patient muscle relaxation. TOFscan® supports the evidence-based judgment about the state of patient's neuromuscular blockade.



D-68833-2011

Dräger Perseus® A500

Combine proven ventilation technology with the latest refinements in ergonomics and systems integration with an advanced anaesthesia platform designed together with experts from around the world to streamline your anaesthesia workflow.



D-8103-2009

Dräger Primus®

Step up to the high standard of anaesthesia workstations and experience new levels of performance, efficiency and safety.

Related Products



D-666-2014

Dräger Fabius® Plus

Combine quality ventilation, easy operation and maintenance with open architecture expandability. The Dräger Fabius® Plus combines quality ventilation with enhanced flexibility and integration capabilities. It was designed to accommodate a wide range of options and accessories, allowing you to customize your Dräger Fabius® Plus to suit your particular needs.



D-7854-2010

Dräger Apollo®

Today's increasingly integrated healthcare environment places more demands on the anesthesia provider. In addition, the interaction between the anesthesia workplace and the rest of the hospital is increasingly complex. The Apollo® anesthesia machine can simplify this complexity. With a heightened emphasis on cost reduction in healthcare, our anesthesia solutions help you reduce operating costs and maximize reimbursement.



D-64716-2012

Dräger Zeus® IE

Combine the complete spectrum of ventilation therapy with unparalleled monitoring, automation, workflow and information management technology with Dräger's most advanced anaesthesia workstation.



MT-8073-2008

Dräger Evita® Infinity® V500 ventilator

Combine fully-featured, high-performance ventilation with Infinity® Acute Care System™ integration to meet the challenges of today's health care environment.

Related Products

D-73341-2012



Dräger Babylog® VN500

For generations to come. The Babylog® VN500 combines our years of experience with the latest technology. The result is a complete, integrated ventilation solution for the tiniest of patients. Move on toward new frontiers today and be prepared for the developments of tomorrow.

D-9219-2009



Dräger Oxylog® 3000 plus

Offering high ventilation performance with features such as AutoFlow® integrated capnography and non-invasive Ventilation, the compact and robust Oxylog® 3000 plus helps you transport your patients safely and provides feedback on correctness of intubation and ventilation effectiveness. The Oxylog® 3000 plus gives you confidence to master even the most demanding situations.

D-46411-2012



Dräger Savina® 300

The Dräger Savina® 300 combines the independence and power of a turbine-driven ventilation system with state-of-the-art ventilation modes. The large color touch screen and intuitive operating system that concentrates on essential features make configuration and operation very simple.

MT-0487-2007



Dräger Carina®

Designed for non-invasive ventilation: With its unique SyncPlus® technology and an extended NIV function, the user-friendly Dräger Carina® offers reliable and easy ventilation – and thanks to its compact design, this also applies when transporting patients.

Technical Data

Secondary Display

A Medical Cockpit can support video output (only) to a secondary display. The maximum screen resolution of the secondary display should match that of the C500 or C700 Medical Cockpit to which it is connected. The output is as follows, depending whether a C500 or C700 is used:

Resolution	From C500: 17 in (43 cm) display: 1,440 x 900 pixel From C700: 20.1 in (50 cm) display: 1,680 x 1,050 pixel
------------	--

Cockpit to secondary display

Maximum display delay	250 ms in reference to the patient signal
Connection to Cockpit	DVI-I connector
Aspect ratio	16:10

IT APPLICATIONS

Using the optional IT locked options of Web-enabled tabs and Web-enabled layouts, Dräger allows you to integrate IT applications at the point of care. This can allow you access to Web applications, patient data management systems, Web-based imaging, your hospital intranet, or Dräger IT applications as described below. Check with your Dräger representative for more details on integrating such applications or on the latest available revision support.

Innovian® Solution Suite

Innovian is a Dräger patient data management system that can be configured to display either a single patient or multiple patients. In single-patient mode, when you access the Innovian tab the local patient is displayed; if the local patient has not yet been admitted to the Innovian Solution Suite application, the admit screen is presented.

Infinity® Symphony Suite

This application provides retrospective analysis of patient information stored on the Infinity® CentralStation by making it available virtually anywhere on your hospital network.

Infinity® Gateway PatientWatch

This application allows you to review real-time and retrospective data from up to four bedside monitors on a Medical Cockpit.

Citrix®

Infinity Acute Care System monitoring can support IT applications using a Citrix server.

Application ICA client version 14.1.0 (receiver 4.1)

Supports IT applications using a Citrix XenApp server (version 5, 6 and 6.5).

Microsoft® Internet Explorer® Web Browser

You can set up the Internet Explorer® 11 Web browser as an IT tab that contains several pre-configured Web pages or as a split-screen feature. There is also a Web application tab for a unique pre-configured page.

Export Protocol

Allows you to share data with other Dräger and third-party devices (for example, clinical information and anesthesia record systems and data loggers). For more details, speak with your local Dräger representative.

Staff Alert (Alarm Output or Nurse Call)

A staff alert system can be configured with Infinity® Acute Care System monitoring. See the Infinity® MCable-Nurse Call technical data for detailed product specifications.

Device Connectivity

Anesthesia devices:

Dräger Perseus® A500, 1.11

Dräger Primus®, 4.5

Dräger Primus IE, 4.5

Dräger Fabius®, 3.35

Dräger Apollo®, 4.5

Dräger Zeus® IE, 1.04

Technical Data

Ventilation devices:

Dräger Evita® V500, 2.31

Dräger Evita V300, 2.31

Dräger Babylog® VN500, 2.31

Dräger Evita 2D, 1.00 and higher

Dräger Evita 4, 1.00 and higher

Dräger Evita XL, 5.00 and higher

Dräger Oxylog® 3000+, 1.04

Dräger Savina® 300, 4.02

Dräger Carina®, 3.21

Maquet Servo-i, V7

CCO devices:

Edwards Vigilance II SvO₂/CCO

Edwards Vigileo SvO₂/CCO

Edwards EV1000 SvO₂/CCO

BIS device:

Medtronic BIS VISTA

NMT devices:

iDMed TOFscan

Merck TOF Watch SX

Universal Printing PS (recommended for most users)

Infinity® Acute Care System can print to any printer compatible with the HP Universal Print Driver v6.0.0.18849.

System operating power

Infinity® Medical Cockpit (C500 or C700), M540, M500, P2500 150 watts on average
running with Cockpit display power on

Infinity® M540 Monitor and M500 Docking Station

See the Infinity® M540 Monitor technical data for detailed M540 and M500 product specifications.

Infinity® Medical Cockpit

See the Infinity® Medical Cockpit technical data for detailed C500 and C700 product specifications.

Infinity® P2500 networking hub and power supply

The Infinity® P2500 provides networking and power to the Infinity Acute Care System for monitoring, connects it to the Infinity Network, and provides an optional connection to the hospital's alarm output (staff alert) system.

Physical Specifications

Dimensions (H x W x D)	36 x 22 x 14.9 cm (14.2 x 8.75 x 5.9 in)
Weight	10 kg (22 lbs)
Cooling	Convection (requires the P2500 to be mounted)
Connections	Export Protocol (RS232) Alarm output (Nurse Call) Two interchangeable system cable connectors; one for the M540, one for the Medical Cockpit Infinity Network (Ethernet) Power cord Potential equalization connector (grounding)
Front LEDs	Power mains – green when the device is connected to AC power Battery indicator – yellow during startup or fault conditions (such as a faulty battery)

Environmental Specifications

Technical Data

Humidity (non-condensing)

Operating	10 to 95%
Storage	10 to 95%

Temperature

Operating	0 to 40°C (32 to 104°F)
Storage	-20 to 60°C (-4 to 140°F)

Atmospheric pressure

Operating	485 mmHg to 795 mmHg (647 hPa to 1,060 hPa)
Storage	375 mmHg to 795 mmHg (500 hPa to 1,060 hPa)
Type of protection against electric shock	Class 1 (according to IEC 60601-1)

Electrical specifications

Input voltage	100 to 240 VAC 50/60 Hz, 4 A
Battery	SLA
Operating time	At least 5 min (@ 250 W)
Recharging time	12 hours (maximum)
Protection against ingress of water IPX1 per IEC 60529 – protected against harmful effects of water	

Ordering Information

IACS Monitoring with C500	MS25510
IACS Monitoring with C700	MS25520
IACS Accessories	MS22113
System Accessories	MS23333

Language Support: English, German, French, Spanish, Italian, Dutch, Swedish, Portuguese (Brazilian), Danish, Norwegian, Japanese (Katakana), Russian, Turkish, Polish, Greek, Hungarian, Chinese (Simplified), Czech, Finnish

Note: language availability may vary. Please speak with your Dräger representative for more information.

Locked Options

12 Channel option (note: applies to C500 only)	MS20505
16 Channel option (note: applies to C500 and C700)	MS20506
Full Arrhythmia option	MS22225
12-lead ECG option	MS20508
Multi-IBP (IBP > 2) option	MS20504
IT Web-enabled layouts	MS20511
IT Web-enabled tabs	MS20512
View Editor (Custom View Editor)	MS20515
Physiological Calculations option	MS20516
Wireless (M540)	MS16266

For more information, please speak with your Dräger representative.

Apollo, Babylog, Carina, Evita, Infinity, Innovian, Medical Cockpit, MCable, MPOd, Oxylog, PatientWatch, Perseus, Primus, Savina and Zeus are trademarks of Dräger.

Citrix is a registered trademark of Citrix Systems, Inc.

Microsoft and Internet Explorer are registered trademarks of Microsoft Corporation.

Other trademarked names and terms used herein are the intellectual property of their respective owners.

Products may not be approved for Market Release in all countries.

TOFscan is manufactured for Dräger by IDMED of Marseille, France.

Notes

Notes

CORPORATE HEADQUARTERS

Drägerwerk AG & Co. KGaA
Moislinger Allee 53–55
23558 Lübeck, Germany
www.draeger.com

Manufacturer:

Draeger Medical Systems, Inc.
3135 Quarry Road
Telford, PA 18969-1042, USA

REGION DACH

Drägerwerk AG & Co. KGaA
Moislinger Allee 53–55
23558 Lübeck, Germany
Tel +49 451 882 0
Fax +49 451 882 2080
info@draeger.com

REGION EUROPE

Drägerwerk AG & Co. KGaA
Moislinger Allee 53–55
23558 Lübeck, Germany
Tel +49 451 882 0
Fax +49 451 882 2080
info@draeger.com

REGION MIDDLE EAST, AFRICA

Drägerwerk AG & Co. KGaA
Branch Office
P.O. Box 505108
Dubai, United Arab Emirates
Tel +971 4 4294 600
Fax +971 4 4294 699
contactuae@draeger.com

REGION ASIA / PACIFIC

Draeger Medical
South East Asia Pte Ltd.
25 International Business Park
#04-27/29 German Centre
Singapore 609916, Singapore
Tel +65 6572 4388
Fax +65 6572 4399
asia.pacific@draeger.com

REGION NORTH AMERICA

Draeger, Inc.
3135 Quarry Road
Telford, PA 18969-1042, USA
Tel +1 800 4DRAGER
(+1 800 437 2437)
Fax +1 215 723 5935
info.usa@draeger.com

REGION CENTRAL AND SOUTH AMERICA

Dräger Panama Comercial
S. de R.L.
Complejo Business Park,
V tower, 10th floor
Panama City
Tel +507 377 9100
Fax +507 377 9130
contactcsa@draeger.com

Locate your Regional Sales
Representative at:
www.draeger.com/contact

