



Dräger X-dock Frequently Asked Questions



■ COSTS

- ▶ Why do I save costs when using Dräger X-dock?

■ SOFTWARE


- ▶ What are the benefits of using a central database?
- ▶ What is the difference between the X-dock Manager Standard and the Professional Version?
- ▶ Do I have to pay for the PC Software?
- ▶ What do I have to consider when installing the PC Software?
- ▶ How can I access the data of the station, if I do not use an X-dock Manager?
- ▶ Does Draegerware also support X-dock?
- ▶ What is the service life of the internal datalogger of the X-dock station?
- ▶ How can I view the read out dataloggers of the gas detection instruments?
- ▶ Do I still need CC Vision and Gas Vision?
- ▶ Can I send the reports via e-mail as well?
- ▶ I can see in the Cockpit that tests and adjustments are overdue. How can I find out which devices are affected?

■ MISCELLANEOUS

- ▶ Which type of printers is supported by the X-dock station?
- ▶ What is the difference between the fast and the extended gas application test?
- ▶ Can I carry out a gas application test, if the applied calibration gas concentration is below the alarm limit?
- ▶ Is a charging option available for the gas detection instruments?
- ▶ What exactly is the individual mode option?
- ▶ Can I also use gas cylinders of other manufacturers?
- ▶ Are only new gas detection instruments supported or can I also use my existing ones?
- ▶ Can I use the system also as a “mobile” system?
- ▶ Do I need a purge module for the exhaust gases (an additional pump to discharge exhaust gases)?
- ▶ Can an adjustment be made when the bump test fails or the calibration interval is overdue?
- ▶ Am I able to set tolerances for the test?
- ▶ Why is there no X-am 7000 module?
- ▶ Can I still use or purchase the bump test station?
- ▶ Can I operate the touchscreen also when wearing gloves?



Dräger X-dock Frequently Asked Questions



■ COSTS

► Why do I save costs when using Dräger X-dock?

The daily test is important – but it costs time and money. Especially the gas consumption plays an important part. The often used flow of 500ml/min and test periods of e.g. 60 seconds result in a high gas consumption. For instance, 1000 tests carried out using these parameters would result in a consumption of 500 liters of gas!

The Dräger X-dock has got typical opening times for the gas supply valves with a fast gas application test of 10 seconds or even less for gases such as CH₄, O₂, CO and H₂S. In addition, it uses a flow of 300ml/min. With these parameters a consumption of 50 liters with 1000 tests is achieved which means saving 90 % of gas compared to the volumes mentioned above.

X-dock does not waste gas: When the value is reached the valves are closed immediately.



HOME



Dräger X-dock Frequently Asked Questions



■ SOFTWARE

► What are the benefits of using a central database?

The Dräger X-dock saves all data locally. But when using a central database all pieces of information can be viewed directly without having to collect data laboriously. The data can be saved easily and processed for analysis. The functionalities of the Dräger X-dock Manager support you in this.

► What is the difference between the X-dock Manager Standard and the Professional Version?

The Standard version offers a user administration the so-called Cockpit (overview of the important parameters of the gas detection instrument range), the administration of the gas detection instruments and the stations.

The Professional Version additionally offers an issue and return function for the gas detection instruments for the users and the report assistant which prepares different overviews and reports also periodically and sends them e.g. by e-mail.

► Do I have to pay for the PC Software?

The database and the database management are free of charge – even if you use it to link different X-Dock stations.

The “Client Software”, the Dräger X-Dock manager is liable to cost. A license must be purchased once, however, a 30-days test license is available free of charge.

The X-dock Manager processes the data of the system, prepares reports and supports you in keeping an eye on everything.



HOME



Dräger X-dock Frequently Asked Questions



■ SOFTWARE

▶ What do I have to consider when installing the PC Software?

With the simplest installation variant there is not much to consider: You only have to enter the IP of the computer/server you use and assign an IP to the system.

It is important to ensure that no firewall blocks the data communication. For further information please contact your Dräger representative.

In the extended version you can also change the ports used and you may also use your existing database later, if applicable.

▶ How can I access the data of the station, if I do not use an X-dock Manager?

One possibility is to use an USB stick. When logged in, all available certificates and datalogger can be copied onto the stick via the menu.

▶ Does Draegerware also support X-dock?

Yes. As of now apart from Ecal Draegerware as well supports the X-dock. To do so, the server part of the X-dock software must be installed and the Draegerware configured accordingly. As soon as this was done Draegerware automatically receives the test results of the gas detection instruments and the evaluations can be done via the Draegerware as usual.

▶ What is the service life of the internal datalogger of the X-dock station?

This highly depends on the configuration and the number of tests run. With 2 x 2 GB (redundant) internal memory a system which e.g. carries out 40 tests per day and does not read out dataloggers or creates certificates, can store local data for 10 years. If dataloggers are read out, more tests are carried out or certificates created, this service life is certainly reduced.



HOME



Dräger X-dock Frequently Asked Questions



■ SOFTWARE

▶ How can I view the read out dataloggers of the gas detection instruments?

You can open the datalogger with the CC Vision which is free of charge and thus convert it into a text file. The more comfortable way would be to use Gas Vision. Via the X-dock Manager a direct link is already available to open and view dataloggers with Gas Vision.

▶ Do I still need CC Vision and Gas Vision?

For the time being CC Vision will remain the tool to configure the gas detection instruments. However, from now on CC Vision is available free of charge.

For the time being Gas Vision will remain the tool to visualize the dataloggers and to support you with the analysis.

For the time being means that in the medium term both software are to be transferred to the X-dock Manager.

▶ Can I send the reports via e-mail as well?

Yes. The X-dock Manager offers this option. However, under the settings of the X-dock you have to configure a SMTP server so that the e-mail can be sent via this server.

▶ I can see in the Cockpit that tests and adjustments are overdue. How can I find out which devices are affected?

There are two ways to do this.

- 1) In the Device tab you can change the sort order. In this case all you need to do is to sort by "Next Bump Test Date" or "Next Calibration Date". Overdue devices will then appear at the top of the list.
- 2) In the Professional Version there are reports in the Report tab entitled "Overdue Gassing Tests" and "Overdue Adjustments" respectively. The corresponding report can then be created periodically, but also as a one-off. This will show all overdue devices.



HOME



Dräger X-dock Frequently Asked Questions



■ MISCELLANEOUS

▶ Which type of printers is supported by the X-dock station?

The X-dock Manager certainly supports all printers that are triggered via the Windows operating system. If you want to print directly with the Dräger X-dock station please ensure that the printer connected via an USB stick is "postscript compliant". Please contact your Dräger representative for a complete list of supported printers.

▶ What is the difference between the fast and the extended gas application test?

The fast gas application test checks exceeding of the first alarm level. As soon as this limit was exceeded the test is regarded as passed. In many cases this test is sufficient.

The extended gas application test goes one step further – it checks the accuracy of the sensors every time. This means it is checked whether the value appears in a window around the concentration of the test gas.

▶ Can I carry out a gas application test, if the applied calibration gas concentration is below the alarm limit?

Yes. Some gases such as THT or EO are not or hardly available in concentrations above the first alarm limit.

During the extended gas application test the Dräger X-dock checks for an accuracy window. This can also be below the alarm limit – however, this is not arbitrary. Dräger X-dock supports you here as well and rejects test gas concentrations that are unsuitable. Nevertheless, e.g. a concentration of 10 ppm EO is accepted. This also represents the first alarm limit and even if this is not exceeded while the measured value is within the window, the test is regarded as passed.



HOME



Dräger X-dock Frequently Asked Questions



■ MISCELLANEOUS

▶ Is a charging option available for the gas detection instruments?

Yes. Gas detection instruments using rechargeable batteries can be charged, if the Plus variant of the module was purchased. All Plus variants can charge and apply gas!

▶ What exactly is the individual mode option?

The individual mode is the ideal mode for almost all applications. This is why it is pre-set. In the individual mode the selected and configured test simply starts by closing the flap. This mode is only available in logged-out condition.

In a workshop, however, it can occur that different tests are to be carried out. To do this, the individual mode can be deactivated in the menu. Afterwards three soft keys are available in the logged-out condition via which the respective test can be started. It is your choice!

▶ Can I also use gas cylinders of other manufacturers?

Certainly. However, the use of Dräger test gas cylinders facilitates the configuration: By entering the part-numbers all concentrations are automatically set immediately.

▶ Are only new gas detection instruments supported or can I also use my existing ones?

The Dräger X-dock also supports your existing gas detection instruments. However, these must be updated to a compatible software version (Firmware update).

To do this, we offer a CC Vision free of charge which will support you.



HOME



Dräger X-dock Frequently Asked Questions



■ MISCELLANEOUS

▶ Can I use the system also as a “mobile” system?

The system supports 12 V operation, e.g. via the cigarette lighter of a car.

▶ Do I need a purge module for the exhaust gases (an additional pump to discharge exhaust gases)?

No. The Dräger X-dock includes ONE output for exhaust gases. Here, a hose with a length of up to 10m can be connected to discharge the exhaust gas. A purge module is not necessary.

▶ Can an adjustment be made when the bump test fails or the calibration interval is overdue?

Yes. When the option “auto repair” is activated, a failed gas application test is “repaired” directly via an adjustment. If the calibration interval is overdue and this option is activated, an adjustment is started directly and the gas application test is skipped.

▶ Am I able to set tolerances for the test?

Dräger X-dock does this for you. Tolerances should be defined sensor-specific, since not every gas can be filled into test gas cylinders with the same tolerance (for instance, H₂S, HCN or THT often have a tolerance of 10 %, but methane or carbon monoxide only have a tolerance of 2 %).

The sensor accuracies differ as well. Therefore each device has a sensor-specific tolerance – and makes your work easier. However, if you still want to set your own tolerance you are able to override the given tolerance via the CC-Vision Software.



HOME



Dräger X-dock Frequently Asked Questions



■ MISCELLANEOUS

► Why is there no X-am 7000 module?

The Dräger X-dock is specially attuned to the XXS sensors and supports personal gas detection units such as X-am 125 and the Pac series which are mainly used in larger device fleets. Unfortunately the Dräger X-am 7000 is not supported. For X-am 7000 we recommend using the Dräger Ecal.

Together with the Drägerware Workshop 3/5/7000 software thus also a joint database for both systems can be operated.

► Can I still use or purchase the bump test station?

Yes. The bump test station is still being supported and remains in our portfolio. However, the results of these tests are not available in the database of the X-dock system. The calibration date is certainly also updated after the next insertion in the Dräger X-dock.

► Can I operate the touchscreen also when wearing gloves?

Yes. The Dräger X-dock uses a “resistive” touchscreen, i.e. the touchscreen can be operated also without conductive materials – in a very comfortable manner via a pen/stylus, but also with a finger and even with gloves.



HOME

CORPORATE HEADQUARTERS

Drägerwerk AG & Co. KGaA
Moislinger Allee 53–55
23558 Lübeck, Germany

www.draeger.com

AUSTRALIA

Draeger Safety Pacific Pty. Ltd.
8 Acacia Place
Notting Hill VIC 3168
Toll-free +61 1800 DRAGER
(1800 372 437)
Fax +61 1800 64 74 84
customer.service@draeger.com

CANADA

Draeger Safety Canada Ltd.
7555 Danbro Crescent
Mississauga, Ontario L5N 6P9
Tel +1 905 821 8988
Fax +1 905 821 2565

P. R. CHINA

Draeger Safety Equipment
(China) Co., Ltd.
A22 Yu An Rd, B Area,
Tianzhu Airport Industrial Zone, Shunyi
District, Beijing 101300
Tel +86 10 80 49 80 00
Fax +86 10 80 49 80 05

FRANCE

Dräger Safety France SAS
3c route de la Fédération,
BP 80141
67025 Strasbourg Cedex 1
Tel +33 3 88 40 76 76
Fax +33 3 88 40 76 67

MEXICO

Draeger Safety S.A. de C.V.
Av. Peñuelas No. 5
Bodega No. 37
Fraccionamiento Industrial
San Pedrito
Querétaro, Qro México
Tel +52 442 246-1113
Fax +52 442 246-1114

NETHERLANDS

Dräger Safety Nederland B.V.
Edisonstraat 53
2700 AH Zoetermeer
Tel +31 79 344 46 66
Fax +31 79 344 47 90

REGION ASIA PACIFIC

Draeger Safety Asia Pte Ltd
67 Ayer Rajah Crescent #06-03
Singapore 139950
Tel +65 68 72 92 88
Fax +65 65 12 19 08

REGION CENTRAL AND SOUTH AMERICA

Dräger Panama S. de R.L.
Complejo Business Park,
V tower, 10th floor
Panama City
Tel +507 377-9100
Fax +507 377-9130
contactcsa@draeger.com

REGION MIDDLE EAST, AFRICA

Dräger Safety AG & Co. KGaA
Branch Office
P.O. Box 505108
Dubai, United Arab Emirates
Tel +971 4 4294 600
Fax +971 4 4294 699
contactuae@draeger.com

SPAIN

Dräger Safety Hispania S.A.
Calle Xaudaró 5
28034 Madrid
Tel +34 91 728 34 00
Fax +34 91 729 48 99

UNITED KINGDOM

Draeger Safety UK Ltd.
Blyth Riverside Business Park
Blyth, Northumberland NE24 4RG
Tel +44 1670 352-891
Fax +44 1670 356-266

USA

Draeger Safety, Inc.
101 Technology Drive
Pittsburgh, PA 15275
Tel +1 412 787 8383
Fax +1 412 787 2207

Manufacturer:

Dräger Safety AG & Co. KGaA
Revalstraße 1
23560 Lübeck, Germany