

Dräger X-plore® 8000 Head Pieces Use

with Dräger X-plore® 8x00 PAPR or
Dräger X-plore® 9x00/PAS X-plore® Airline System



D-36262-2021

1.1 Use with helmet (with X-plore® 8x00 or X-plore® 9300)



D-44519-2021 / D-44527-2021

Adjust the height and width of the headband using the 4 fastening points.



D-44536-2021 / D-5638-2021

Connect the breathing hose to the helmet. Stretch the sealing cuff of the helmet and put it on.



D-5661-2021 / D-5675-2021

Adjust the air outlet at the front of the helmet and the ratchet at the back to the desired position.



D-5681-2021

Pull the sealing cuff under your chin and tighten the strap.

1.2 Use with helmet / bump cap and hood (with X-plore® 8x00 or X-plore® 9300)



D-44569-2021

Pull the hood over the helmet shell/ bump cap so that the front is facing the visor of the hood.



D-44583-2021

Also pull the hood over the hose connection.



D-44589-2021

Hook the visor flaps onto the mounting clip of the head protection.



D-44606-2021

See the points under 1.1. Then, put on the head piece. Insert inner bib into protective clothing.

1.3 Use with hood (with X-plore® 8x00 or X-plore® 9300)




D-1831-2014

Adjust the head circumference and head height with the support ring. Connect the breathing hose.



D-1838-2014

Put the hood on using the fitting loops.



D-1839-2014

With the long hood, you can tuck the bottom layer of the bib into the protective clothing.

1.4 Use with face shield (with X-plore® 8x00 or X-plore® 9300)



D-9512-2022

Adjust the headband to your head circumference.



D-9513-2022

If necessary, adjust the distance between the helmet and the headband.



D-9514-2022 / D-9515-2022

Connect the breathing hose. Put on the face shield. Use the ratchet at the back to adjust it to the desired position.



D-9516-2022 / D-9517-2022

Fold up the visor to adjust the air outlet. Close the visor and pull the sealing cuff under your chin.

Dräger X-plore® 8000 Head Pieces Use

with Dräger X-plore® 8x00 PAPR or
Dräger X-plore® 9x00/PAS X-plore® Airline System



D-36262-2021

1.5 Use with full face mask (with X-plore® 8x00, PAS X-plore® or X-plore® 9500* (*only X-plore® 6x00 full-face masks))



D-1842-2014

Connect the mask with the breathing hose¹. Open straps as far as possible. Insert chin into the chin piece of the mask.



D-1843-2014


Fit harness over the head until the mask is in position.



D-1844-2014


Tighten both neck straps, temple straps and, if necessary, front strap.

1.6 Use with half mask (with X-plore® 8x00 or PAS X-plore®)



D-1846-2014

Connect the mask with the breathing hose¹. Close the fastening hooks of the neck strap and place it at the back of your neck.



D-1845-2014

Position face piece over the mouth and nose and pull the head cradle over the head.



D-1847-2014

Pull the straps uniformly until the mask fits securely and comfortably.

¹ When using the Dräger PAS X-plore® with full-face or half mask, an LDV breathing hose is required.